



Performance in every detail

## PRODUCT OVERVIEW

Keestrack N.V.  
Tanusweg 2  
3740 Bilzen  
Belgium

T +32 (0)89 515851  
info@keestrack.net

[www.keestrack.com](http://www.keestrack.com)

Follow us on   

## The joy of working



Working with the right tools motivates people and ensures a top performance. With Keestrack Equipment you always have the right tools in place.

Keestrack mobile crushing and screening equipment do not only do a good job, they also make your life easier. Simple to operate and to maintain and very cost effective. Available with loads of options to facilitate your job at hand.

Have fun at work, work harder with Keestrack!





# Table of content

<b>History</b>	<b>3</b>
<b>Designed to simplicity</b>	<b>4</b>
<b>Product Matrix</b>	<b>5</b>
<b>Drive systems &amp; After Sales</b>	<b>7</b>
<b>Screens</b>	<b>8</b>
K2	9
K3	10
K4	11
K5	12
K6	13
K7	14
K8	15
<b>Classifiers</b>	<b>18</b>
C3	18
C4	19
C6	20
<b>Impact Crushers</b>	<b>22</b>
R3	23
R5	24
R6	25
<b>Jaw Crushers</b>	<b>26</b>
B3	27
B4	28
B5	29
B7	30
<b>Cone Crushers</b>	<b>32</b>
H4	33
H6	34
<b>Stackers</b>	<b>36</b>
S3	38
S5	38
<b>Remote plant monitoring Telematics</b>	<b>39</b>
<b>Dust Suppression Cannon W4 &amp; W7</b>	<b>40</b>
Quick overview	41
Contacts	42

## History

1996



Kees Hoogendoorn, the founder in front of the first build direct feed screen

Since 1988 Keestrack designs and produces mobile screening and crushing equipment in-house. The complete production process is privately owned.

Nowadays Keestrack is a global player with a dealer network with knowledgeable and service minded partners.

Quality, innovation, flexibility and after sales support play a central role and Research and Development ensures Keestrack stays ahead of competition.

Keestrack was the first with direct feed screens and even today, competition cannot match the results. The original patented Keestrack concept is today's industry standard!

After developing a range of screens and classifiers Keestrack developed the mobile impact crushers.

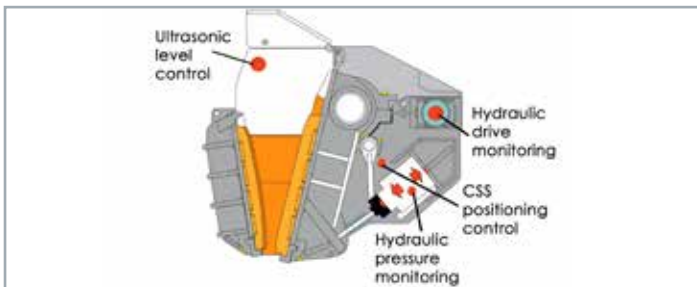
After the acquisition of OM in 2010, Keestrack added a complete range of jaw crushers to its product range.

Currently Keestrack has a wide range of:

- mobile screens and classifiers
- mobile impact crushers
- mobile jaw crushers
- mobile cone crushers
- mobile stackers
- dust suppression Cannon



## Designed to simplicity



Hydraulic gap adjustment to prevent clogging



Relytec control system



Fuel saving electric drive



Patented hydraulic lifted chassis

The goal of Keestrack is to make products as user friendly as possible by using today's technology.

Keestrack products are easy to operate, maintain, and to access for replacing wear and spare parts.

Design is focused on productivity, safety and ease of use.

Keestrack uses technology to have the lowest possible costs per produced ton.

Energy consumption plays an important role in the costs that is why Keestrack offers both hydraulic electric and hybrid systems.

All equipment is track mobile, compact, easy to transport, operational within minutes without support legs and can be used in multiple applications.



# Crushers

## Jaw B Series

## Cone H Series

## Impact R Series

Capacity

B<sub>3</sub><sup>e</sup>

**C** 300 t/h  
**Fs** 500 mm - 20"  
**Fo** 1000 x 600 mm - 39" x 24"  
**CSS** 45 - 170 mm - 1 8/10" - 6 7/10"  
**Psc** vibrating feeder  
 grizzly 1450 x 920 mm  
**Sh** 4 m<sup>3</sup> - 5,3 yard<sup>3</sup>

B<sub>4</sub><sup>e</sup>

**C** 400 t/h  
**Fs** 600 mm / 24"  
**Fo** 1100 x 700 mm / 43" x 28"  
**CSS** 45 - 160 mm / 1 8/10" - 6"  
**Psc** independent 2 deck  
 2300 x 1000 mm / 8' x 3'  
**Sh** 5m<sup>3</sup> / 6,5 yard<sup>3</sup>

B<sub>5</sub><sup>e</sup>

**C** 420 t/h  
**Fs** 650 mm / 26"  
**Fo** 1100 x 800 mm / 43" x 31"  
**CSS** 70 - 175 mm / 3" - 7"  
**Psc** independent 2 deck  
 2300 x 1000 mm / 8' x 3'  
**Sh** 5m<sup>3</sup> - / 6,5 yard<sup>3</sup>

B<sub>7</sub><sup>e</sup>

**C** 600 t/h  
**Fs** 800 mm / 31"  
**Fo** 1200 x 800 mm / 47" x 31,5"  
**CSS** 75 - 250 mm / 3" - 10"  
**Psc** vibrating feeder with step and  
 scalper 2200 x 1080 mm / 7'3" x 4'  
**Sh** 6m<sup>3</sup> / 7,8 yard<sup>3</sup>

H<sub>4</sub><sup>e</sup>

**C** 250 t/h  
**Fs** 185 mm / 7"  
**CSS** 6 - 38 mm / 2/10" - 1 5/10"  
**Psc** 1200 x 1800 mm / 4' x 6' optional\*  
**Asc** 3 deck 3600 x 1500 / 12' x 5' optional  
**Sh** 8 m<sup>3</sup> / 10 yard<sup>3</sup>

H<sub>6</sub><sup>e</sup>

**C** 400 t/h  
**Fs** 185 mm / 7"  
**CSS** 16 - 44 mm / 6/10" - 1 7/10"  
**Psc** 1200 x 2700 mm / 4' x 9' optional\*  
**Asc** 3 deck 4500 x 1800 / 15' x 6' optional  
**Sh** 8 m<sup>3</sup> / 10 yard<sup>3</sup>

R<sub>3</sub><sup>e</sup>

**C** 250 t/h  
**Io** 770 x 960 mm / 30" x 38"  
**Rd** 1093 mm - 920 mm / 43" - 3'  
**Psc** punch plate 1200 x 920 mm / 4' - 3'  
**Asc** single deck 3100 x 1400 mm / 9' x 4'  
**Sh** 3,5 m<sup>3</sup> / 4,5 yard<sup>3</sup>  
**Ds** -

R<sub>5</sub><sup>e</sup>

**C** 350 t/h  
**Io** 800 x 1050 mm / 31" x 41"  
**Rd** 1260 mm - 1000 mm / 50" - 39"  
**Psc** independent 2 deck 2200 x 1000 mm  
 / 7' x 3'  
**Asc** single deck 3300 x 1500 mm / 11' x 5'  
**Sh** 5 m<sup>3</sup> / 6,5 yard<sup>3</sup>  
**Ds** -

R<sub>6</sub><sup>e</sup>

**C** 500 t/h  
**Io** 970 x 1300 mm / 38" x 51"  
**Rd** 1267 mm - 1250 mm / 50" - 49"  
**Psc** independent 2 deck 3100 x 1250 mm /  
 1' x 4'  
**Asc** double deck 4500 x 1500 mm / 15' x 5'  
**Sh** 7 m<sup>3</sup> / 9 yard<sup>3</sup>  
**Ds** 4-axle, wheeled

**C** Capacity (mt/h)  
**Fs** Feed size  
**Fo** Feed opening  
**CSS** C.S.S. min. - max.  
**Psc** Pre screen  
**Sh** Standard hopper

**C** Capacity (mt/h)  
**Fs** Feed size  
**C.S.S.** min. - max.  
**Psc** Pre screen \*Not available in USA  
**Asc** After screen  
**Sh** Standard hopper

**C** Capacity (mt/h)  
**Io** Inlet opening HxW  
**Rd** Rotor diameter/width  
**Psc** Pre screen  
**Asc** After screen  
**Sh** Standard hopper  
**Ds** Dolly transport system

Compatibility



# Screens

## Scalper K Series

K2

C 150 t/h  
Ud 2700 x 1200 mm / 9' x 4'  
Ld 2700 x 1200 mm / 9' x 4'  
Sh 3,5 m<sup>3</sup> / 4,6 yard<sup>3</sup>

K3<sub>e</sub>

C 250 t/h  
Ud 2700 x 1200 mm / 9' x 4'  
Ld 2700 x 1200 mm / 9' x 4'  
Sh 3,5 m<sup>3</sup> / 4,6 yard<sup>3</sup>

K4<sub>e</sub>

C 350 t/h  
Ud 4200 x 1500 mm / 14' x 5'  
Ld 4200 x 1500 mm / 14' x 5'  
Sh 7 m<sup>3</sup> / 9 yard<sup>3</sup>

K5<sub>e</sub>

C 450 t/h  
Ud 5000 x 1500 mm / 17' x 5'  
Ld 4000 x 1500 mm / 13' x 5'  
Sh 7 m<sup>3</sup> / 9 yard<sup>3</sup>

K6<sub>e</sub>

C 600 t/h  
Ud 4500 x 1800 mm / 15' x 6'  
Ld 4500 x 1800 mm / 15' x 6'  
Sh 8 m<sup>3</sup> / 10 yard<sup>3</sup>

K7<sub>e</sub>

C 1000 t/h  
Ud 4800 x 1800 mm / 16' x 6'  
Ld 4800 x 1800 mm / 16' x 6'  
Sh 8 m<sup>3</sup> / 10 yard<sup>3</sup>

K8<sub>e</sub>

C 1200 t/h  
Ud 6000 x 2000 mm / 20' x 7'  
Ld 6000 x 2000 mm / 20' x 7'  
Sh 10 m<sup>3</sup> / 13 yard<sup>3</sup>

C Capacity (mt/h)  
Ud Upper deck  
Ld Lower deck  
Sh Standard hopper

## Classifier C Series

C3

C 200 t/h  
Ud 3600 x 1200 mm / 12' x 4'  
Md 3600 x 1200 mm / 12' x 4'  
Ld 2850 x 1200 mm / 9' x 4'  
Sh 5 m<sup>3</sup> / 6,5 yard<sup>3</sup>

C4

C 400 t/h  
Ud 3600 x 1500 mm / 12' x 5'  
Md 3600 x 1500 mm / 12' x 5'  
Ld 3600 x 1500 mm / 12' x 5'  
Sh 8 m<sup>3</sup> / 10 yard<sup>3</sup>

C6<sub>e</sub>

C 400 t/h  
Ud 4500 x 1800 mm / 15' x 6'  
Md 4500 x 1800 mm / 15' x 6'  
Ld 4500 x 1800 mm / 15' x 6'  
Sh 8 m<sup>3</sup> / 10 yard<sup>3</sup>

### Flip flow screenbox

C 600 t/h  
Ud 6000 x 1900 mm / 20' x 6'  
Md -  
Ld 6000 x 1900 mm / 20' x 6'  
Sh 10 m<sup>3</sup> / 13 yard<sup>3</sup>

C Capacity (mt/h)  
Ud Upper deck  
Md Middle deck  
Ld Lower deck  
Sh Standard hopper

# Stackers

## Stacker S Series

S3<sub>e</sub>

C 300 t/h  
Fs 200 mm / 8"  
Stp 1200 - 7500 t  
Sh Feeding chute

S5<sub>e</sub>

C 500 t/h  
Fs 200 mm / 8"  
Stp 2500 - 15000 t  
Sh Feeding chute

C Capacity (t/h)  
Fs Feed size  
Stp Stockpile capacity (mt)  
Sh Standard hopper

## Product Matrix

Keestrack's product matrix has been set up to give an overview of the mobile solutions Keestrack offers.

The columns show the different products, the higher the number the more throughput capacity of the equipment.

The lines show which machines fit together in a production line.

Another unique feature of Keestrack.

## Drive systems

All Keestrack equipment can be configured to suit your application. Options to make your life easier and to save money, or better, to make money!

### Your choice of Drive

As fuel and energy costs are getting an increasing effect on operational costs Keestrack offers several drive systems.

#### *Fuel Saving Load sensing technology*

Keestrack's basic version is an advanced Diesel engine with low emission norms combined with a load sensing hydraulic system which ensures a minimum impact on the environment.

Load sensing hydraulic save 4 to 6 l of Diesel fuel an hour.

#### **e** *Electric, energy saving, hybrid & plug-in version*

The Diesel/Electric powered equipment can operate:

- autonomous to the Diesel powered generator (genset),
- by connecting to electrical mains
- by connecting to an external generator

Operating results are of the same high quality as the basic Diesel hydraulic model however maintenance and operating costs are considerable lower.

## After Sales Service

Servicing your equipment is important and Keestrack and its dealers offer support by delivering wear and spare parts, offering maintenance and repair on site or in our workshops.





# Screens



Heavy duty apron feeder standard



Hydraulic lifttable screen box



Steel hydraulic lines



Protected greasing nipples



- Belt feeder
- Double deck screen box 2.700 x 1.200 mm (9' x 4')
- 1 Protection deck
- 1 Screen deck
- 2 Split screening
- 3,24 m<sup>2</sup> screening surface
- Capacity up to 150 tonnes / hour
- Feed hopper 3,5 m<sup>3</sup>
- Low emission engine



- Applications**
- Top soil and many other products
  - Pre- screening/scalping
  - Separation of "sticky" material
  - Screening behind or before a crusher
  - Sand, gravel and others

	Transport Dimensions	Working Dimensions
Weight	14 t (15,8 sT)	
Length	9.930 mm (32'7")	max. 9970 mm (32'8)
Height	3.090 mm (10'2")	3.300 mm (10'10")
Width	2.600 mm (8'6")	6.400 mm (21'0")



- Unrivaled Performance
- Standard heavy duty plate apron feeder and hydraulic folding hopper walls
- Double deck screen box 2.700 x 1.200 mm (9' x 4')
- 3,24 m<sup>2</sup> screening surface on each deck
- Capacity up to 250 tonnes / hour
- Feed hopper 3,5 m<sup>3</sup>
- Electric, energy saving, plug-in version available **e**
- Fuel saving load sensing technology
- Standard 2 speed tracks
- Low emission engine
- Lowest fuel consumption in the industry



**Applications**

- Pre- screening/scalping
- Recycling landfill and construction waste
- Top soil and many other products
- Separation of "sticky" aggregate
- Construction and demolition
- Screening behind or before a crusher
- Sand and gravel
- Quarrying and others

	Transport Dimensions	Working Dimensions
Weight	17 t (18 sT)	
Length	9.612 mm (31'6")	11.968 mm (38'11")
Height	3.116 mm (10'3")	3.400 mm (11'2")
Width	2.550 mm (8'4")	13.330 mm (43'9")





- Unrivaled Performance
- Double deck screen box 4.200 x 1.500 mm (14' x 5')
- 6,3 m<sup>2</sup> screening surface upper deck, 5,4 m<sup>2</sup> lower deck
- Capacity up to 350 tonnes / hour
- Electric, energy saving, plug-in version available **e**
- Can easily be changed from 3 to 2 way split and save space and costs
- Contractor's choice, compact by weight and dimensions
- Feed hopper 7 m<sup>3</sup>, several hopper extensions available
- Low emission engine
- Lowest fuel consumption in the industry




**Applications**

- Pre- screening/scalping
- Recycling landfill and construction waste
- Top soil and many other products
- Separation of "sticky" aggregate
- Construction and demolition
- Screening behind or before a crusher
- Sand and gravel
- Quarrying
- Coal
- Wood and others



	Transport Dimensions	Working Dimensions
Weight	26.5 t (29 sT)	
Length	10.681 mm (35')	13.182 mm (35')
Height	3.130 mm (10'3")	4.380 mm (14'4")
Width	2.550 mm (8'4")	14.010 mm (46')



- Double deck screen box 5.000 x 1.500 mm (17' x 5')
- 7,5 m<sup>2</sup> screening surface upper deck, 6,6 m<sup>2</sup> lower deck
- Capacity up to 450 tonnes / hour
- Can easily be changed from 3 to 2 way split and save logistic costs
- Contractor's choice, compact by weight and dimensions
- Feed hopper 7 m<sup>3</sup>, several hopper extensions available
- Electric, energy saving, plug-in version available 
- Low emission engine
- Lowest fuel consumption in the industry



**OPTIONAL**

- FLIP FLOW screen box 5.000 x 1.350 mm (17' x 4'5")
- 6,75 m<sup>2</sup> screening surface upper deck,
- 5,4 m<sup>2</sup> lower deck, flip flow



**Applications**

- Pre- screening/scalping
- Recycling landfill and construction waste
- Top soil and many other products
- Separation of "sticky" aggregate
- Construction and demolition
- Screening behind or before a crusher
- Sand and gravel
- Quarrying and mining
- Coal
- Wood and others



	Transport Dimensions	Working Dimensions
Weight	27 t (29 sT)	
Length	12.600 mm (41'4")	14.450 mm (47'5")
Height	3.330 mm (10'11")	4.380 mm (14'4")
Width	2.550 mm (8'4")	14.010 mm (46')

Keestrack cannot be held liable for incorrect information



- Unrivaled Performance
- Double deck screen box 4.500 x 1.800 mm (15' x 6')
- 8,1 m<sup>2</sup> screening surface on each deck
- Capacity up to 600 tonnes / hour
- Electric, energy saving, plug-in version available **e**
- Feed hopper 8 m<sup>3</sup>, several hopper extensions available
- Low emission engine
- Lowest fuel consumption in the industry

- Pre- screening/scalping
- Screening heavy over-burden
- Recycling landfill and construction waste
- Top soil and many other products
- Separation of "sticky" aggregate
- Construction and demolition
- Screening behind or before a crusher
- Sand and gravel
- Quarrying and mining
- Coal
- Wood and others


**Applications**



	Transport Dimensions	Working Dimensions
Weight	29 t (32 sT)	
Length	13.360 mm (43'10")	15.400 mm (50'6")
Height	3.180 mm (10'7")	3.700 mm (12'2")
Width	2.720 mm (8'10")	14.400 mm (47'3")



Keestrack cannot be held liable for incorrect information



- High production screen box, upper deck screening fraction 60 mm - 200 mm
- Double deck screen box 4.800 x 1.800 mm (16' x 6')
- 8,7 m<sup>2</sup> screening surface on each deck
- Capacity up to 1.000 tonnes / hour
- Electric, energy saving, plug-in version available **e**
- Feed hopper 8 m<sup>3</sup>, several hopper extensions available



**Applications**

- Pre- screening/scalping
- Screening heavy over-burden
- Recycling landfill and construction waste
- Separation of "sticky" aggregate
- Construction and demolition
- Screening behind or before a crusher
- Quarrying and mining
- Coal
- Armourstone and others



	Transport Dimensions	Working Dimensions
Weight	30 t (33 sT)	
Length	13.360 mm (43'10")	15.400 mm (50'6")
Height	3.380 mm (11'1")	3.700 mm (12'2")
Width	2.720 mm (8'10")	14.400 mm (47'3")

Keestrack cannot be held liable for incorrect information



- Double deck screen box 6.000 x 2.000 mm (20''' x 7')
- 12 m<sup>2</sup> screening surface on each deck
- Electric, energy saving, plug-in version **e**
- Capacity up to 1200 tonnes / hour
- Feed hopper 12 m<sup>3</sup> or optional infeed belt

**OPTIONAL**

- Double deck FLIP FLOW screen box 6.000 x 1.900 mm (20' x 6')
- 11,4 m<sup>2</sup> screening surface
- Capacity up to 600 tonnes / hour
- Optional magnet



- Fine screening
- Screening of difficult, sticky or wet materials to an infinite variety of sizes
- Recycling
- Compost & peat
- Aggregates
- Wood
- Sand and gravel
- Iron, steel & metal
- Concrete
- Asphalt and others

**Applications**



	Transport Dimensions	Working Dimensions	Working Dimensions
Weight	43,5 t (47 sT)	with hopper *	with infeed belt
Length	15.354 mm (50'4") * 16.050 mm (52'8")	17.440 mm (57'3")	19.400 mm (63'8")
Height	3.600 mm (11'10")	4.920 mm (16'2")	5.000 mm (16'5")
Width	3.200 mm (10'6")	15.655 mm (51'4")	15.655 mm (51'4")





## All about innovation



Keeping things simple to operate and maintain by using high technology at the lowest possible costs.

Keestrack makes it possible over and over again, by innovation.

Nothing stays the same, everything changes and so do our products. We simplify, perfect and optimize over and over again by using high quality components and designs.

## Return on investment



Choosing Keestrack track mobile crushing equipment does not only allow you to produce at the lowest cost per tonnes but also ensures you to get a good return on investment.

Low fuel cost and smart technology ensure you to save costs. The stacker will reduce the use and cost on the wheel loader and its operator.

### Total cost of ownership

↑ *Upfront costs*

**Purchase price**

**Fuel costs**

**Wear parts costs**

**Operational costs**

**Maintenance costs**

**Logistics**

**Depreciation**

↓ *Ongoing costs*  
Time



- Most compact 3 deck classifier in the industry
- Triple deck screen box 3.600 x 1.200 mm (12' x 3")
- 4,2 m<sup>2</sup> screening surface on top 2 decks, 3,4 m<sup>2</sup> on bottom deck
- Capacity up to 200 tonnes / hour
- Feed hopper 5 m<sup>3</sup>
- Low emission engine



**Applications**

- Quarrying 0-4, 4-8, 8-16, 16-32 and others as specified
- Sand and gravel
- Separation of aggregate
- Construction and demolition
- Screening behind a crusher
- Coal and others

	Transport Dimensions	Working Dimensions
Weight	15 t (16 sT)	
Length	12.800 mm (41'12")	12.330 mm (40'5")
Height	3.200 mm (10'6")	4.200 mm (13'9")
Width	3.200 mm (10'6")	14.800 mm (48'7")

Keestrack cannot be held liable for incorrect information



- Triple deck screen box 3.600 x 1.500 mm (12' x 5')
- 5,4 m<sup>2</sup> screening surface on each deck
- All decks are interchangeable
- 4 split version
- Fuel saving load sensing technology
- Capacity up to 400 tonnes / hour
- Feed hopper 8 m<sup>3</sup>
- Low emission engine



## Applications

- Quarrying 0-4, 4-8, 8-16, 16-32 and others as specified
- Sand and gravel
- Separation of aggregate
- Construction and demolition
- Screening behind a crusher
- Coal and others

	Transport Dimensions	Working Dimensions
Weight	28 t (30 sT)	3 Deck
Length	13.700 mm (44'11")	15.850 mm (52')
Height	3.325 mm (10'11")	4.240 mm (13'11")
Width	2.800 mm (9'2")	14.400 mm (47'3")



- Triple deck screen box 4.500 x 1.800 mm (15' x 6')
- 8,1 m<sup>2</sup> screening surface on each deck, 4 split
- Electric, energy saving, plug-in version available **e**
- Capacity up to 400 tonnes / hour
- Feed hopper 8 m<sup>3</sup>



**Applications**

- Quarrying 0-4, 4-8, 8-16, 16-32 and others as specified
- Sand and gravel
- Separation of aggregate
- Construction and demolition
- Screening behind a crusher
- Coal and others



	Transport 3 Deck	Working Dimensions
Weight	31 t (34 sT)	3 Deck
Length	14.300 mm (46'11")	15.700 mm (51'6")
Height	3.300 mm (10'10")	4.680 mm (15'4")
Width	3.000 mm (9'10")	17.800 mm (58'5")

## The art of mobility



With Keestrack you have the right tools in place.

With the Dolly system for the R6 impact crusher you also have the right transport solution!

Because of the reduced weight, height and length the truck is much easier to drive, does not need any pilot escort and needs less permissions.

So less paperwork, less loading time and more action.

Focus on the job that counts: crushing!



# Impact Crushers



Dolly system



Separate driven pre screen



Swiveling return/stockpile conveyor



Patented hydraulic lifted chassis



- Inlet opening (H x W) 770 x 960 mm (30" x 38")
- Rotor diameter 1.093 mm (43"), rotor width 920 mm (3')
- Electric, energy saving, plug-in version available **e**
- Vibrating feeder with punched plate pre screen 1.200 mm x 920 mm (4' x 3')
- Capacity up to 250 tonnes / hour
- Optional single deck after screen, 3.100 x 1.400 mm (9' x 4'), 4,34 m<sup>2</sup>
- Optional 3rd impact panel as milling beam
- Hopper 3,5 m<sup>3</sup>
- Highest reduction ratio
- Superior product shape

- Limestone and many other natural rock
- Concrete and landfill recycling
- Primary and secondary crushing
- Yard clean up
- Construction waste
- Demolition
- Quarrying and mining
- Gravel
- Asphalt
- Coal and others

### Applications



	Transport Dimensions	with after screen	Working Length
Weight	27,5 t (30 sT)	33,2 t (36 sT)	without after screen
Length	9.500 mm (31'2")	12.584 mm (41'3")	11.525 mm (37'10")
Height	3.200 mm (10'6")	3.200 mm (10'6")	with after screen
Width	2.540 mm (8'4")	2.540 mm (8'4")	14.218 mm (46'8")







- Inlet opening (H x W) 800 x 1.050 mm (31" x 41")
- Rotor diameter 1.260 mm (50"), rotor width 1.000 mm (39")
- Independent 2-deck pre-screen 2.200 x 1.000 mm (7' x 3')
- Swiveling oversize return conveyor / stockpile conveyor
- Hopper 5 m<sup>3</sup>
- Optional single deck after screen 3.300 x 1.500 mm (11' x 5'), 4,95 m<sup>2</sup>
- Optional double deck after screen 3.300 x 1.500 mm, bottom deck 3.000 mm (9'11")
- Also available in Electric version with direct driven Rotor by Diesel engine **e**
- Patented tilting chassis
- Capacity up to 350 tonnes / hour
- Highest reduction ratio
- Superior product shape

- Limestone and many other natural rock
- Concrete and landfill recycling
- Primary and secondary crushing
- Yard clean up
- Construction waste
- Demolition
- Quarrying and mining
- Gravel
- Asphalt
- Coal and others

**Applications**



	Transport Dimensions	with after screen	Working Length
Weight	42,5 t (46 sT)	50 t (55 sT)	without after screen
Length	14.700 mm (48'4")	16.682 mm (54'9")	14.530 mm (47'8")
Height	3.490 mm (11'5")	3.490 mm (11'5")	with after screen
Width	3.000 mm (9'10")	3.000 mm (9'10")	19.000 mm (62'4")





- Unrivalled Performance
- Inlet opening (H x W) 970 x 1.300 mm (38" x 51")
- Rotor diameter 1.267 mm (50"), rotor width 1.250 mm (49")
- Independent 2-deck pre-screen 3.100 x 1.250 mm (10' x 4')
- Swiveling oversize return conveyor / stockpile conveyor
- Optional 2 deck after screen 4.500 x 1.500 mm (15' x 5'), 6,75 m<sup>2</sup>
- Also available in Electric version with electric or direct driven Rotor by Diesel engine **e**
- Patented tilting chassis
- Capacity up to 500 tonnes / hour
- Hopper 7 m<sup>3</sup>
- Dolly system available
- Highest reduction ratio
- Superior product shape

- Limestone and many other natural rock
- Concrete and landfill recycling
- Primary and secondary crushing
- Yard clean up
- Construction waste
- Demolition
- Quarrying and mining
- Gravel
- Asphalt
- Coal and others

**Applications**



	Transport Dimensions	with after screen	Working Length
Weight	49 t (54 sT)	60 t (66 sT)	without after screen
Length	16.700 mm (54'9")	17.800 mm (58'5")	16.700 mm (54'9")
Height	3.670 mm (12'1")	3.670 mm (12'1")	with after screen
Width	3.200 mm (10'6")	3.200 mm (10'6")	20.100 mm (65'11")



# Jaw Crushers



Hydraulic gap adjustment to prevent clogging



Relytec controls with PLC



Hydraulic tensioning



Hydraulic adjustable overband magnet

Keestrack cannot be held liable for incorrect information



- Global leader in the 30 tonnes class
- Feed size up to 500 mm (20")
- Feed opening 1.000 x 600 mm (39" x 24")
- C.S.S min. - max. 45 - 170 mm (1 8/10" - 6 7/10")
- Capacity up to 300 tonnes / hour
- Optional Hybrid drive, electric driven conveyors and magnet and plug out available **e**
- Optional independent double deck vibrating pre-screen
- Compact and easy to transport without permit\*
- Lowest fuel consumption in the industry
- Best product shape possible
- Intake hopper suitable for wheel loader and excavator, 4 m<sup>3</sup>
- Hydraulic gap adjustment to safely prevent clogging
- High reliable closed circuit smooth drive of jaw crusher
- Smart sequential auto start/stop from remote
- Ability to track while producing

\* local legislation always apply



## Applications

- Concrete and landfill recycling
- Construction waste
- Demolition
- Primary crushing
- Dolomite, sandstone, most quarry applications
- Gravel
- Coal
- Slag and others

	Transport Dimensions	Working Dimensions
Weight	29 t (31 sT)	
Length	12.435 mm (40'10")	12.300 mm (40'4")
Height	3.100 mm (10'2")	3.700 mm (12'2")
Width	2.540 mm (8'4")	5.525 mm (18'2")





- Feed size up to 600 mm (24")
- Independent double deck vibrating pre-screen 2.300 x 1.000 mm (8' x 3')
- Feed opening 1.100 x 700 mm (43" x 28")
- C.S.S. min. - max. 45 - 160 mm (1 8/10" - 6")
- Capacity up to 400 tonnes / hour
- Electric, energy saving, plug-in version available **e**
- Hydraulic sliding frame for service access under the feeding and scalping unit
- Intake hopper suitable for wheel loader and excavator, 5 m<sup>3</sup>
- Hydraulic gap adjustment to safely prevent clogging
- Smart sequential auto start/stop from remote
- Ability to track while producing
- Removable engine compartment

- Granite, Basalt and most medium and hard stone
- Quarrying and mining
- Concrete and landfill recycling
- Construction waste
- Demolition
- Primary crushing
- Gravel
- Coal, slag and others

### Applications



	Transport Dimensions	Working Dimensions
Weight	44 t (48 sT)	
Length	15.830 mm (51'1")	15.590 mm (51'3")
Height	3.300 mm (11')	4.030 mm (13'3")
Width	2.700 mm (8'10")	5.595 mm (18'4")



- Feed size up to 650 mm (26")
- Independent double deck vibrating pre-screen 2.300 x 1.000 mm (8' x 3')
- Feed opening 1.100 x 800 mm (43" x 31")
- C.S.S min. - max. 70 - 175 mm (3"-7")
- Electric, energy saving, plug-in version available **e**
- Capacity up to 420 tonnes / hour
- Heavy duty quarry machine
- Intake hopper 5 m<sup>3</sup>
- Smart sequential auto start/stop from remote
- Ability to track while producing
- Hydraulic gap adjustment to safely prevent clogging



### Applications

- Granite, Basalt and most medium and hard stone
- Concrete and landfill recycling
- Primary crushing
- Construction waste
- Demolition
- Quarrying and mining
- Gravel
- Coal, slag and others

	Transport Dimensions	Working Dimensions
Weight	50,7 t (55 sT)	
Length	15.131 mm (49'8")	16.730 mm (54'10")
Height	3.500 mm (11'6")	4.270 mm (14')
Width	3.000 mm (9'10")	5.800 mm (19')





- Heavy duty primary crusher
- Feed size up to 700 mm (28")
- Vibrating feeder (4.390 mm) with 2 step grizzly 2.200 x 1.080 mm (7' x 4')
- Feed opening 1.200 x 800 mm (47" x 31,5")
- C.S.S. min. - max. 75 - 250 mm (4"-8")
- Electric, energy saving, plug-in version **e**
- Capacity up to 600 tonnes / hour
- Feeding unit can be transported separately
- Intake hopper 6 m<sup>3</sup>
- Smart sequential auto start/stop from remote
- Ability to track while producing
- Hydraulic gap adjustment to safely prevent clogging

- Granite, Basalt and most medium and hard stone
- Quarrying and mining
- Concrete and landfill recycling
- Construction waste
- Demolition
- Primary crushing
- Gravel
- Coal, slag and others

### Applications



	Transport Dimensions	Working Dimensions
Weight	66 t (72 sT)	
Length	15.131 mm (49'8")	16.840 mm (55'3")
Height	3.675 mm (12'1")	4.325mm (14'2")
Width	3.000 mm (9'10")	5.800 mm (19')

## Peace of mind



Knowing you have good back up helps you to get the most out of your equipment.


Keestrack Group Equipment is backed up by perfect after sales service. A dealer network with competent people, with enough spare parts on stock and great logistic services.

Also the after sales service department can maintain and fully service your equipment with, or without, a service contract, on site or in our workshops.





# Cone Crushers



CSS 13 - 38 mm and others



Optional pre screen \* not available in the USA



Belt feeder



Hydraulic folding hopper walls



- Feeding size up to 185 mm (7")
- C.S.S min. - max. 6 - 38 mm (2/10" - 1 5/10"), depending on crushing chamber configuration
- Capacity up to 250 tonnes / hour
- Hopper 8 m<sup>3</sup>
- Other configurations possible with different crushing chambers
- Full hybrid diesel/electric drive; energy saving, plug-in version **e**
- Optional pre screen\* 1.200 mm (4') x 1.800 mm (6') \*Not available in the USA
- Optional 3-deck screen 3.600 mm (12') x 1.500 mm (5')
- Effective screen area 5,4 m<sup>2</sup> on each deck, with return conveyor
- Removable engine compartment



### Applications

- Abrasive and hard stone
- Granite and basalt
- Secondary and tertiary crushing
- River and sea gravel
- Quarrying and mining
- Production of aggregates for asphalt and concrete and others

	Transport Dimensions (* with after screen)	Working Dimensions
Weight	35 t (38 sT); * 46 t (50 sT)	
Length	13.555 mm (44'6"); * 17.580 mm (57'8")	14.310 mm (46'11"); * 18.405 mm (60'5")
Height	3.450 mm (11'4")	4.100 mm (13'5"); 4.765 mm (15'8")
Width	3.000 mm (9'10")	3.450 mm (11'4"); 10.015 mm (32'10")





- Feeding size up to 215 mm (8 5/10")
- C.S.S min. - max. 6 - 44 mm (2/10" -2"), depending on crushing chamber configuration
- Capacity up to 400 tonnes / hour
- Hopper 8 m<sup>3</sup>
- Other configurations possible with different crushing chambers
- Full hybrid diesel/electric drive; energy saving, plug-in version **e**
- Optional pre screen\* 1.200 mm (4') x 2.700 mm (9') \*Not available in the USA
- Optional 3-deck screen 4.500 mm (15') x 1.800 mm (6')
- Effective screen area 8,1 m<sup>2</sup> on each deck, with return conveyor
- Removable engine compartment




## Applications

- Abrasive and hard stone
- Granite and basalt
- Secondary and tertiary crushing
- River and sea gravel
- Quarrying and mining
- Production of aggregates for asphalt and concrete and others



	Transport Dimensions (* with after screen)	Working Dimensions
Weight	51,5 t (56 sT); * 62,1 t (68 sT)	
Length	15.000 mm (49'3"); * 20.329 mm (66'8")	* 20.720 mm (67'12")
Height	3.653 mm (11'12")	
Width	3.000 mm (9'10")	* 10.500 mm (34'5")



## High efficient sole electric drive line



With Keestrack mobile crushing and screening equipment you only have advantages.

- track mobile without support legs
- high performance and reliability
- lowest cost per produced tonne
- available in several drive systems including the high efficient sole electric drive line
- optimum flexibility and mobility, easy to transport because of relative low weight
- operational in no time
- best service and back up

# Stackers



## Applications

- Stockpiling
- Transport
- Loading
- Sorting



Available in electric drive



Compact transport, fits into sea container



User friendly controls



Several inclinations possible

## Sustainability



Keestrack strives for ecological and economic sustainable equipment. Making sure the equipment produces a perfect end product at the lowest cost per produced ton.

But Keestrack also makes sure the used Diesel engines have the lowest emission possible. Using load sensing hydraulic systems reduces the fuel usage with 25%.

Alternative drive systems like Diesel/Electric drive or a completely external electric connection reduces the impact on the environment to a minimum.

## Consultancy and training



Keestrack offers consulting for your specific application(s). Our highly qualified engineers can calculate the exact throughput of your Keestrack equipment and advice you on your machine park.

To back up your sales team, technicians and operators Keestrack provides sales and product training, technical training on several topics and on different levels, operator training, spare & wear parts training.

S3



- Main conveyor 800 mm (31") wide, 18 meter (59') long
- Feed capacity up to 250 tonnes an hour
- Stockpile capacity from 1.200 tonnes to 7.500 tonnes
- Discharge height from 6,7 meter (22') to 7,8 meter (25')
- Available in Diesel/Hydraulic drive & Diesel/Electric drive **e**



Transport Dimensions	Stacker S3 (08-18)	Stacker S5 (10-23)
Weight	10,3 t (11 sT)	12 t (13 sT)
Length	11.900 mm (39')	12.700 mm (39'4")
Height	2.330 mm (7'8")	2.760 mm (9')
Width	2.290 mm (7'7")	2.290 mm (7'6")

Keestrack cannot be held liable for incorrect information

S5



- Main conveyor 1.000 mm (39") wide, 23.000 mm (75') long
- Feed capacity up to 500 tonnes an hour
- Stockpile capacity from 2.500 tonnes to 15.000 tonnes
- Discharge height from 6 meter (20') to 9,4 meter (31')
- Available in Diesel/Hydraulic drive & Diesel/Electric drive **e**



Keestrack cannot be held liable for incorrect information



## Remote plant control Telematics



Continuous analyses of operational and productivity data are an important key to provide full availability and optimized productivity of machine fleets and processing equipment in quarrying and recycling applications.

On Keestrack's mobile crushing and screening plants the advanced GSM/Satellite-based monitoring tool Keestrack-er guarantees full real-time location information and status reports and offers access to the plants control software for immediate adjustments or larger updates.



# Keestrack Dust Suppression Cannon



- Air flow 32.000 m<sup>3</sup>/hour
- Throw 40 to 45 meter
- Oscillation of 60°
- Adjustable vertical angle -10° to 55°
- Waterflow 60 l/minute - 20 bar
- Integrated filter system
- Stainless steel ring with 30 nozzles with quick coupling
- Low noise fan
- Water cut off valve and pressure switch safety devices as a standard



- Air flow 56.000 m<sup>3</sup>/hour
- Throw 70 to 80 meter
- Oscillation of 60°
- Adjustable vertical angle -10° to 55°
- Waterflow 75 l/minute - 20 bar
- Integrated filter system
- Stainless steel ring with 30 nozzles with quick coupling
- Low noise fan
- Water cut off valve and pressure switch safety devices as a standard



## Applications

- Dust suppression



Transport Dimensions	1550 x 1600 x 2250 mm L x W x H	1800 x 1600 x 2350 mm L x W x H
Weight	450 kg	550 kg
Air flow	32.000 m <sup>3</sup> / hour	56.000 m <sup>3</sup> /hour
Throw	40 to 45 meter	70 to 80 meter
Water flow	60 l/minute	75 l/minute

# Quick overview

Screens & classifiers	K2	K3	K4	K5	K6	K7	K8	K8 ff	C3	C4	C6
Capacity (t/h)	150	250	350	450	600	1000	1200	600	200	400	400
Upper deck m <sup>2</sup>	3,24	3,24	6,3	7,5	8,1	8,7	12	11,4	4,2	5,4	8,1
Middle deck m <sup>2</sup>	•	•	•	•	•	•	•	•	4,2	5,4	8,1
Lower deck m <sup>2</sup>	3,24	3,24	5,4	6,6	8,1	8,7	12	11,4	3,4	5,4	8,1
Standard hopper m <sup>3</sup>	3,5	3,5	7	7	8	8	12	12	5	8	8

Impact crushers	R3	R5	R6
Capacity (t/h)	250	350	500
Inlet opening H x W (mm)	770 x 960	800 x 1050	900 x 1280
Rotor diameter/width (mm)	1093 / 920	1260 / 1000	1267 / 1250
Pre screen (mm)	punched plate 1200 x 920	independent 2 deck 2200 x 1000	independent 2 deck 3100 x 1250
After screen (mm)	single deck 3100 x 1400	single deck 3300 x 1500	double deck 4500 x 1500
Standard hopper m <sup>3</sup>	3,5	5	7
Dolly system	•	•	4-axle, wheeled

Jaw Crushers	B3	B4	B5	B7
Capacity (t/h)	300	400	420	600
Feed size (mm)	500	600	650	700
Feed opening (mm)	1000 - 600	1100 - 700	1100 - 800	1200 - 800
C.S.S. min. - max. (mm)	45 - 170	45 - 160	70 - 175	75 - 250
Pre screen (mm)	vibrating feeder grizzly 1450 x 920	independent 2 deck 2300 x 1000	independent 2 deck 2300 x 1000	vibrating feeder 2 step grizzly 2200 x 1080
Standard hopper m <sup>3</sup>	4	5	5	6

Cone Crusher	H4	H6
Capacity (t/h)	250	400
Feed size (mm)	185	215
C.S.S. min. - max. (mm)	6 - 38	6 - 44
Pre screen (mm) optional*	1200 x 1800	1200 x 2700
After screen (mm) optional	3 deck 3600 x 1500 mm	3 deck 4500 x 1800 mm
Standard hopper m <sup>3</sup>	8	8



Stackers	S3	S5
Capacity (t/h)	250	500
Feed size (mm)	200	200
Stockpile capacity (t)	1200 - 7500	2500 - 15000
Manual sorting station	•	•
Standard hopper	feeding chute	feeding chute

\* not available in the United States

## Social Media



<https://www.facebook.com/Keestrack>  
<https://www.linkedin.com/company/keestrack>  
<https://twitter.com/keestrack1>  
<http://vimeopro.com/keestrack/crushingandscreeningequipment>  
<https://www.youtube.com/user/MrKeestrack>

## Sales Offices

Keestrack NV  
Taunusweg 2  
3740 Bilzen, Belgium  
phone: +32 (0)89 515851  
info@keestrack.net

Keestrack-OM SPA  
Via postumia, 62  
31050 Ponzano Veneto (Treviso), Italy  
phone: +39 0422 441311  
keestrack@keestrack.it

Keestrack (Chuzhou) Construction Equipment Co., Ltd.  
No. 333 North Shanghai Road  
Chuzhou 239000, China  
phone: +86 (0) 550 3562505  
sales@keestrack-china.com  
spares@keestrack-china.com

Etrack Crushers Private Limited  
(A Keestrack Group Company)  
204, 2nd Floor, Greenwoods Plaza,  
Sector-45, Gurugram 122001  
Haryana, India  
phone: +91 124 4317049/50/51  
etrack@keestrack.net

## Spareparts & Service Offices

SPARE PARTS - Belgium  
tel: +32 89 515 861  
mobile: +32 491 712 215  
email: spares@keestrack.net

SPARE PARTS - Italy  
tel: + 39 0422 441311  
email: spares@keestrack.it

SPARE PARTS - Czech Republic  
tel. +420 587 571 927  
mobil: +420 725 396 274  
email: spares@keestrack-cz.com

SPARE PARTS - U.S.A.  
tel: 940-482 4004  
fax: 940-482 3005  
email: keestrackamericaspares@keestrack.com

**A worldwide dealer network to support customers all over the world!**



Keestrack nv



Keestrack-OM spa



Keestrack-CZ, s. r. o.



dealer stamp

[www.keestrack.com](http://www.keestrack.com)

[info@keestrack.net](mailto:info@keestrack.net)

V10-18 - Keestrack cannot be held liable for incorrect information